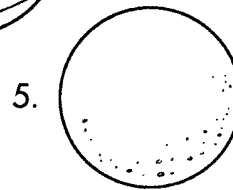

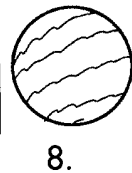


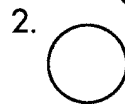
Name Class

1. Look at the picture of the planets and write their names.


Mars The Earth Mercury Jupiter Pluto
Venus Saturn Uranus Neptune



The Earth









1.



Name Class

1. Look at the clocks and write the time.

1.		It's 5.00	4.		_____
2.		_____	5.		_____
3.		_____	6.		_____

2. Write sentences about Lucy's day at school.

Time:	Subject:
9.15	Maths
10.00	Break
10.30	Art
12.15	English
1.00	Lunch
1.45	Science

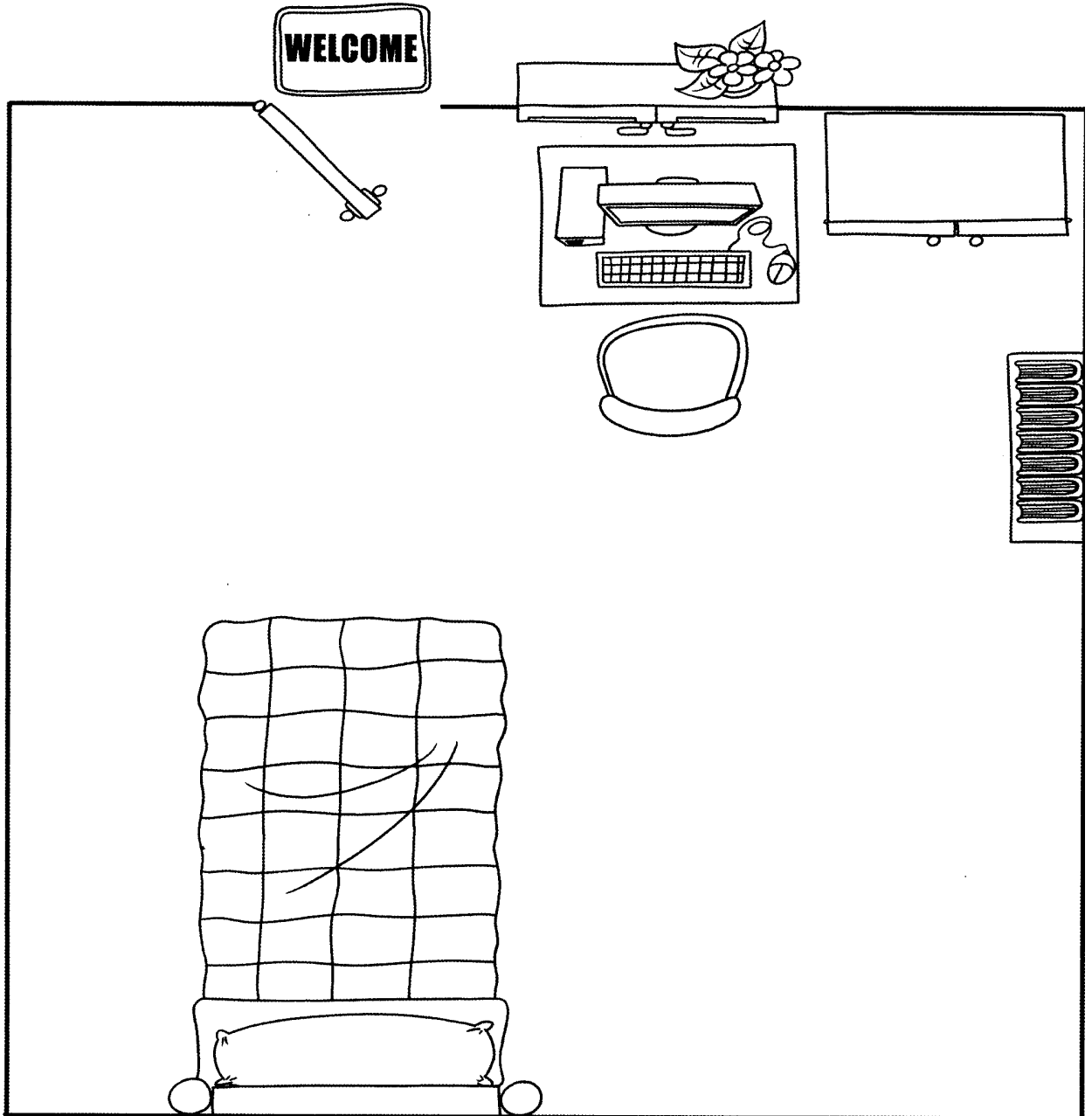
1. Lucy has maths at quarter past nine.
2. _____
3. _____
4. _____
5. _____
6. _____

3. Write your answers to the questions.

1. What's your favourite subject at school? _____
2. What are you doing now? _____
3. What time do you have lunch? _____
4. When do you have English lessons? _____
5. Who teaches you maths? _____
6. What planet has got rings round it? _____
7. What do you do in the break at school? _____
8. How old are you? _____

Name Class

1. Read and draw what's missing in the room.




The bed is **opposite** the door and there is a table with a computer opposite the window. There is a chair **in front** of the table. **Next to** the table is a cupboard. **Next to** the bed in the corner there is a chair. **Next to** the bookshelf there is a wardrobe.

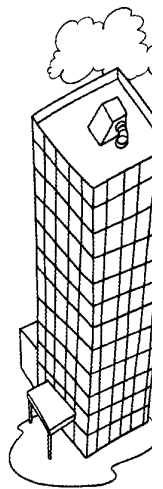
Name

Class

1. Colour the 9 words that have two syllables to help Mike get home.



computer	oranges	bed	living room	car
sofa	shower	farm	sink	tree
fridge	robot	bathroom	chair	flat
hamburger	banana	kitchen	pizza	house
pen	sweets	furniture	table	party



2. Unjumble the letters and write the word. How many syllables are there in each word, one, two or three?

Words:		Syllables:
lamina	an	<input type="text"/>
ttcgeoa	cott	<input type="text"/>
lfta	fl	<input type="text"/>
tyic	c	<input type="text"/>
mniatuon	mou	<input type="text"/>
uctyrno	co	<input type="text"/>
ekal	la	<input type="text"/>
eesrt	tr	<input type="text"/>
eopelp	peo	<input type="text"/>
uhseo	hou	<input type="text"/>

Name Class

1. Put the missing letters into the school subjects so that they are correct.

- 1. P _ _
- 2. sc _ _ enc _ _
- 3. En _ _ ish
- 4. ma _ _ h _ _
- 5. ge _ _ g _ _ a _ _ h _ _

2. Look at the picture on page 8 of your student's book. Write six sentences about what the children are doing.

E.g. Lucy is riding a bicycle.


- 1. Wendy is _____.
- 2. Sam is _____.
- 3. Mike is _____.
- 4. Freddie is _____.
- 5. A girl is _____.
- 6. A boy is _____.

3. Write your answers to the questions.

- 1. Who teaches you maths? _____
- 2. What time do you have lunch? _____
- 3. What time do you go to bed? _____
- 4. Where do you live? _____
- 5. Where do you go to school? _____
- 6. When do you do your homework? _____
- 7. Who teaches you PE? _____
- 8. What do you do at the weekend? _____

Name Class

1. Draw a picture of your bedroom.



2. Now write about your bedroom.

Is your room big or small? What colour are the walls? What furniture have you got? Describe the furniture in your bedroom. Describe where the furniture is in your room.

Name

Class

1. Add 2 more words to the lists.

1. **City:** noisy, people, _____, _____.

2. **Country:** quiet, animals, _____, _____.

3. **Furniture:** table, bookshelf, _____, _____.

4. **Homes:** cottage, farm, _____, _____.

5. **Rooms:** living room, dining room, _____, _____.



2. Listen to Sam describing his bedroom. Circle the correct word.

1. There is a clock *on* / *next to* the wall.

2. The bed is *next to* / *between* the bookshelves.

3. The computer is *in front of* / *on* the table.

4. The cupboard is *in front of* / *next to* the bookshelves.

3. Answer the questions about rooms in the house.

1. Where do you make the bed? _____

2. Where do you clean your teeth? _____

3. Where do you watch TV? _____

4. Where do you eat dinner? _____

5. Where do you wash up? _____

6. Where do you cook? _____